

Digitalization and Education of Perioperative Surgical Clipping

Team Leaders: Shawna Floramo, BSN, RN-BC; Sandra Price, MS, RN, CAPA; Team Member: Inga Osmic, BSN, RN

Background Information:

There is a need for a standardized process in pre surgical clippings, involving clipping sheet preparation and best practice use of techniques and tools. The Association of Perioperative Registered Nurses recommends removing patient's hair before going into the OR to decrease contamination of the operative field. Proper hair removal is an important part of surgical preparation; necessary for surgical site exposure, preoperative skin marking, suturing, and application of wound dressings.

Objectives of Project:

Increase the accuracy, accessibility, and efficiency of clipping sheets in the pre anesthesia setting. Standardize and digitalize clipping sheets. Educate preoperative nurses in pre surgical hair removal using a clip vacuum assisted device (ClipVac) opposed to paper tape assisted removal.

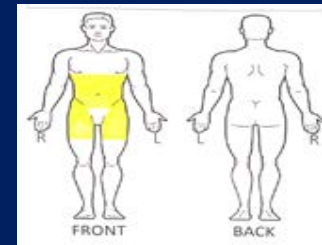
Process of Implementation:

Clipping sheets were previously filled out by nursing staff by flipping through a resource binder in order to find the correct clipping guidelines for the correct surgery to then personally shade in a poorly anatomically marked model. The process took up valuable nursing time and left room for variation and error in shading based on individual interpretation. Clipping sheets were first redesigned to include a more anatomically correct model. New clipping sheets for each relevant procedure were filled out and sent to surgical primary service nurses for adjustments. Updated clipping sheets were uploaded into an electronic format that are now easily accessed and printed. Staff received thorough education and training on the new clipping sheet process as well as proper use of a ClipVac in place of paper tape.

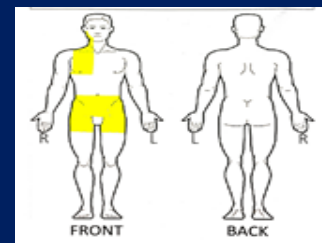
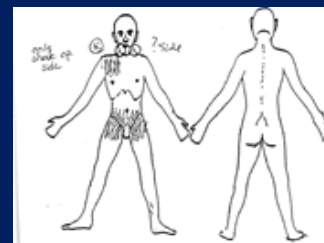
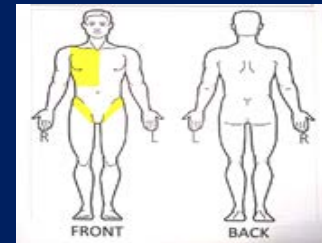
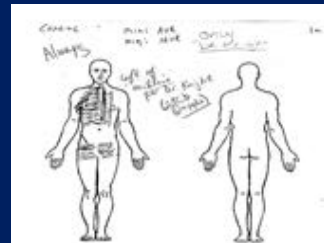
Statement of Successful Practice:

There has been positive feedback with implementation of this project; staff appreciate having a process that is now streamlined and easy to use. Staff feel more competent to perform clippings using a clip vacuum assisted device after hands on practice with a BD rep for ClipVac. These measures combined improve patient outcomes by decreasing risk of infection.

Before



After



Implications for Advancing the Practice of Perianesthesia Nursing:

Clipping sheets are one small part of preoperative patient preparation that can largely impact patient outcomes and staff satisfaction. In starting this project, there was not much found in a literature search for enhancing the presurgical clipping process through digitalization. Sharing this project and the success of improving accessibility while decreasing error via digital format promotes the continuation of using best practices in perianesthesia nursing.